

# TDK-71

## THERMODYNAMIC STEAM TRAP

### GENERAL FEATURES

Ayvaz TDK-71 thermodynamic steam traps leak tightness parts are made of stainless steel and body is made of stainless steel casting. Output pressure shouldn't pass %80 of initial pressure at operating conditions. TDK-71 can work automatically depending on condensate load. We can supply all spare parts. Filter is type Y and cleaning is very easy.

Ayvaz TDK-71 should be assembled to the pipe line at horizontal position for working efficiently and long working time. Isolation valves should be used for safety during the maintenance and steam traps changing.

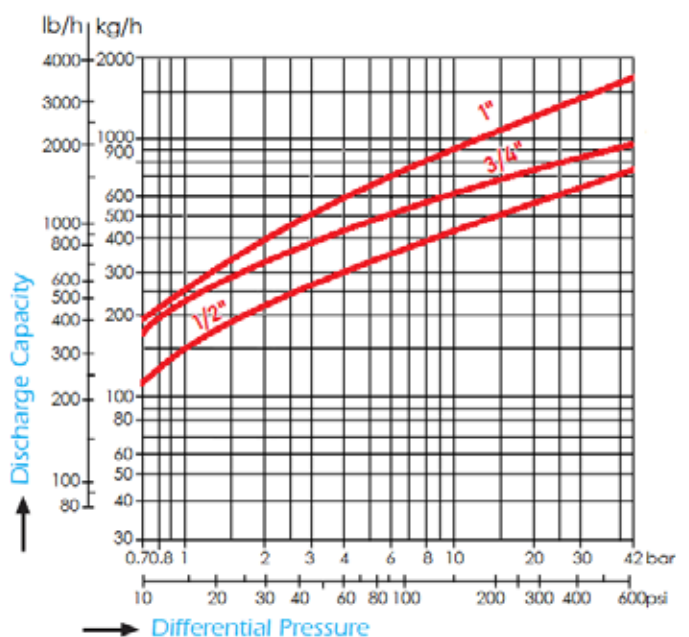
#### Product Features

Body	Stainless Steel AISI 304
Cover	Stainless Steel AISI 304
Internals and float	Stainless Steel AISI 304
Connection Types	Threaded

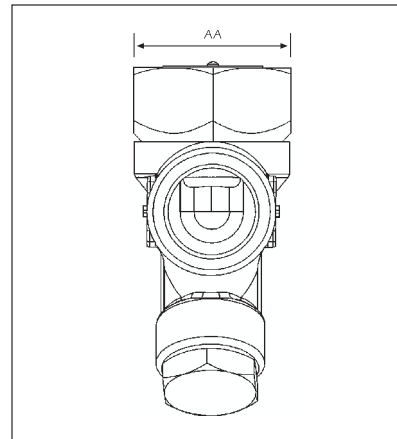
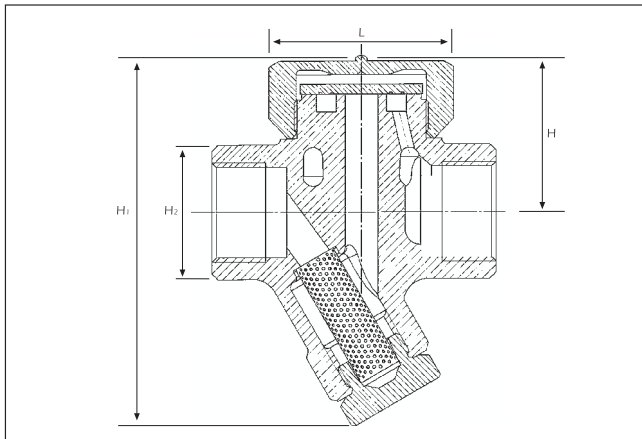
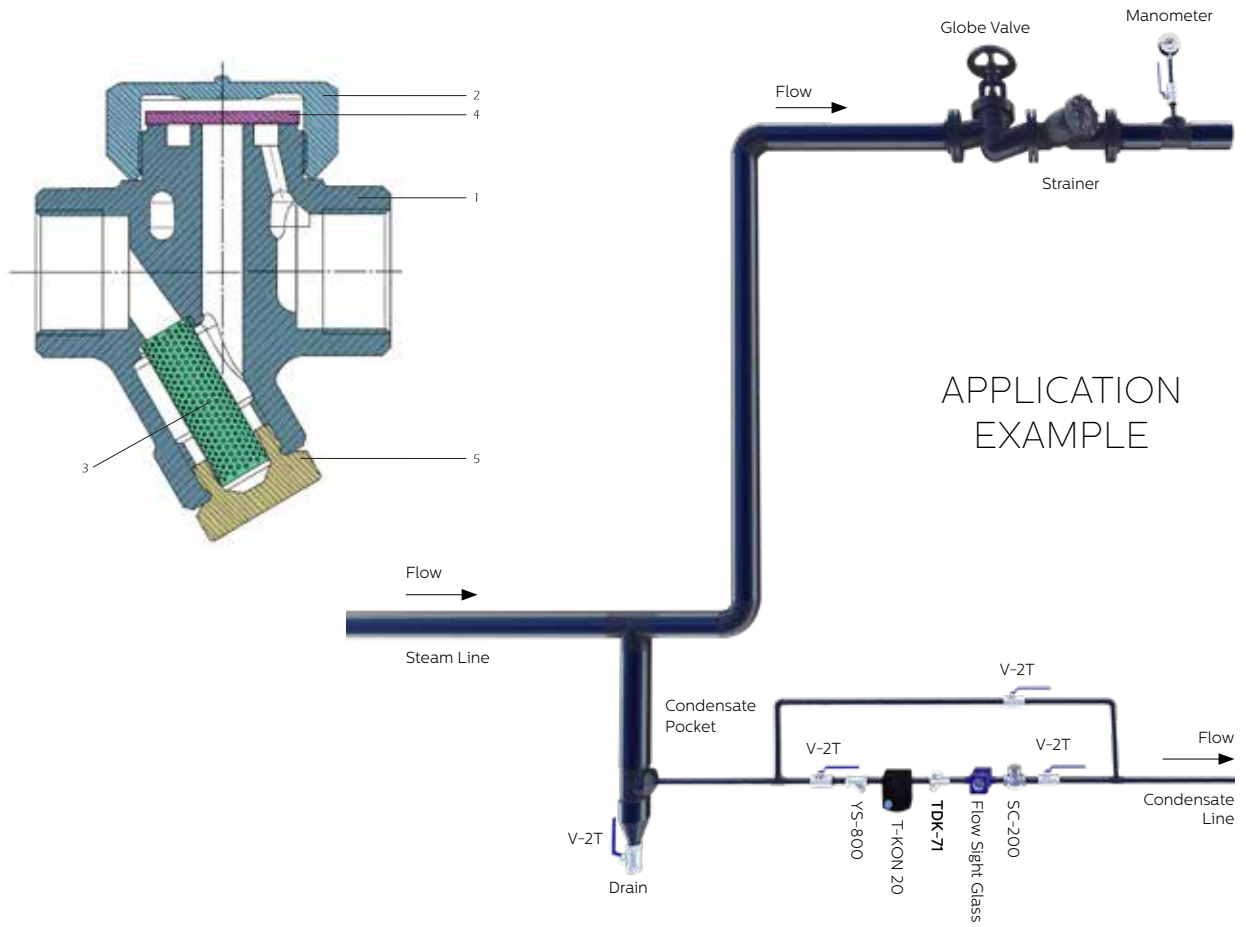
#### Operation Conditions

Max. Operating Pressure (PMO)	42 bar
Body Pressure Class	PN63
Max. Operating Temperature (TMO)	400°C

Discharge Capacity  
(1/2"-1")



# TDK-71 THERMODYNAMIC STEAM TRAP



SPARE PARTS		
No	Name	Material
1	Body	Stainless Casting ASTM A743(CA 40F)
2	Cover	Stainless Steel AISI 304
3	Strainer Screen	Stainless Steel AISI 304
4	Disc	Stainless Steel AISI 420
5	Discharge Bolt	Stainless Steel AISI 304

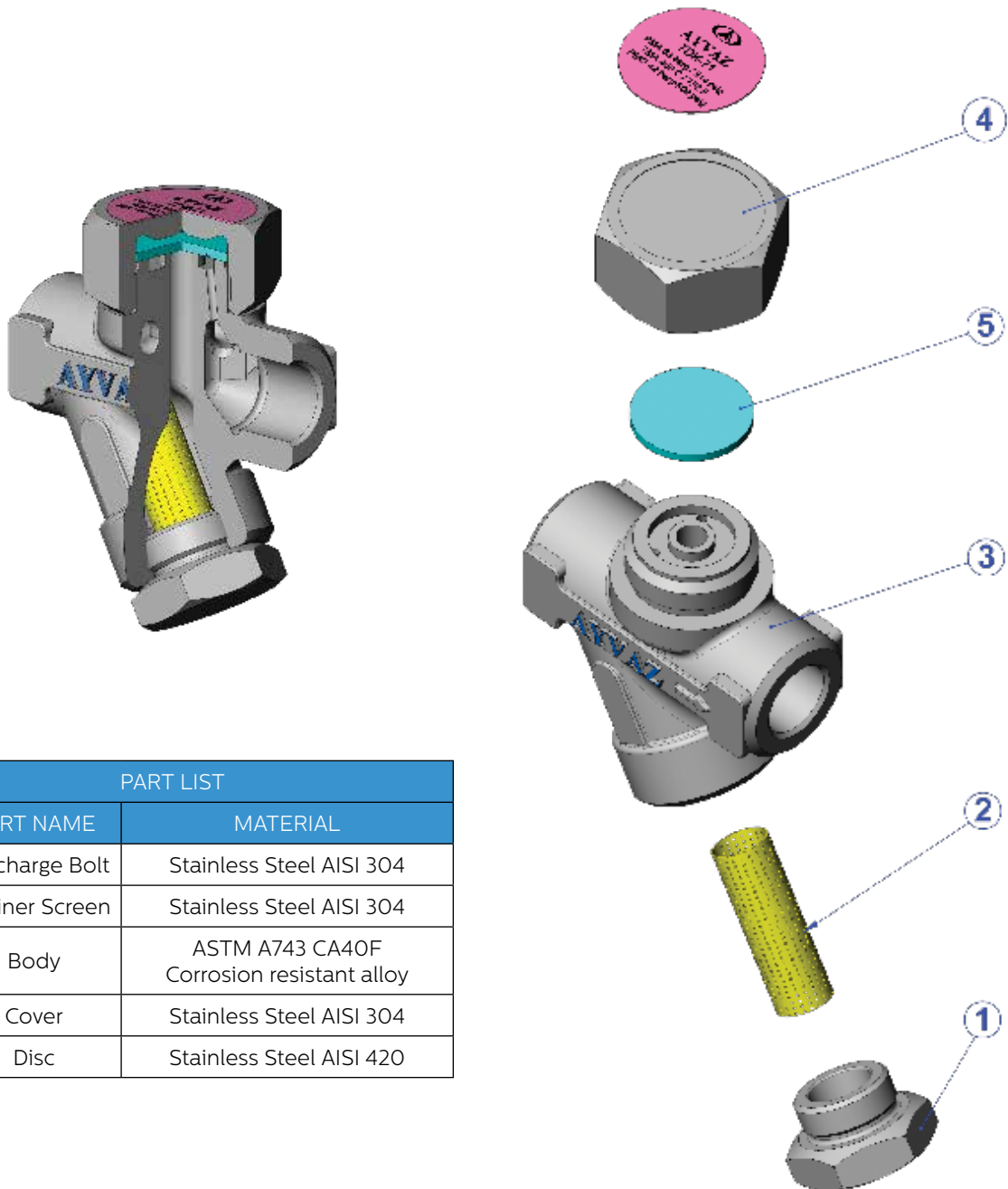
DIMENSIONS					
Size	L	H	H1	H2	AA
1/2"	78	41	95	33	41
3/4"	90	43	110	39	41
1"	95	52	124	45	55

# TDK-71 THERMODYNAMIC STEAM TRAP

## OPERATION

At start-up, the disc is pushed off its seat by any air or condensate entering the trap. When the steam enters the trap, it passes through the reduced area at the face of the disc, increasing in velocity and, therefore, decreasing in pressure. Some of the steam is discharged directly into the outlet stream, but a portion of it passes to a control chamber above the disc. The disc snaps shut because the pressure in the control chamber above acts on the whole disc, while the inlet pressure of the high-velocity steam acts only on a small area of the disc.

A small bleed groove across the disc allows the steam and air to bleed out of the control chamber over time. When the force above the disc is overcome by the force of incoming steam, condensate or air on the face of the disc, the trap opens, discharging condensate that has accumulated during the cycle.



PART LIST		
NO	PART NAME	MATERIAL
1	Discharge Bolt	Stainless Steel AISI 304
2	Strainer Screen	Stainless Steel AISI 304
3	Body	ASTM A743 CA40F Corrosion resistant alloy
4	Cover	Stainless Steel AISI 304
5	Disc	Stainless Steel AISI 420

# TDK-71

## THERMODYNAMIC STEAM TRAP



### HEAD OFFICE - FACTORY

Atatürk Sanayi Bölgesi Hadımköy Mahallesi Mustafa İnan Caddesi No: 44 Arnavutköy - İSTANBUL  
Tel: +90 212 771 01 45 (pbx) | Fax: +90 212 771 47 27  
info@ayvaz.com | www.ayvaz.com

#### **Cona Caserta/Italy**

Tel: +39 0823 187 3988  
rmolaro@ayvaz.com

#### **Ayvaz Russia Moscow/Russia**

Tel: +7 9254070230  
eakinci@ayvaz.com

#### **Ayvaz Germany Viernheim/Germany**

Tel: +49 62046014399  
germany@ayvaz.com

#### **Ayvaz Ukraine Kiev/Ukraine**

Tel: +380 44 390 57 57  
info@ayvaz.com.ua

#### **Tricorr Warsaw/Poland**

Tel: +48-32-783-295-1  
tricorr@tricorr.eu

#### **Ayvaz Baku Baku/Azerbaijan**

Tel: +99(455) 579-84-32  
ahayatov@ayvaz.com

#### **Haci Ayvaz M.E. Dubai/U.A.E**

Tel: +971 544431048  
+971 501306871  
mideast@ayvaz.com

#### **Ayvaz China Jinan/China**

Tel: +86 0574 5897 3851  
info@ayvazchina.com

#### **Ayvaz Kazakhstan LLP Almaty/Kazakhstan**

Tel: +7 (727) 327 97 57  
info\_kz@ayvaz.com  
www.ayvaz.kz

#### **Ayvaz N Ispirih/Bulgaria**

Tel: +359 8431 27 32  
office@ayvaz-n.eu

#### **Ayvaz Serbia Belgrade/Serbia**

Tel: +381 61 658 70 52  
yakbiyik@ayvaz.com

#### **Ayvaz Vietnam HCMC/Vietnam**

ggursoy@ayvaz.com  
Tel: +84 89 8508345

#### **Ayvaz Nigeria Lagos/Nigeria**

dige@ayvaz.com  
Tel: +234 906 308 6617  
Tel: +234 909 465 3877